



Rheinhold & Mahla

Since 1887



Hatches

Table of contents

Introduction

Hatches

■ Hatch with frame for ceilings Type B-0	1
■ Hatch with frame for ceilings Type B-15	3
■ Hatch with frame for walls	5
■ Integrated hatch for ceilings	7
■ Integrated hatch for walls	9

Interior outfitting manufactured by the R&M Group

The products of the R&M Group provide efficient, individual and turnkey solutions for interior outfitting. The extensive portfolio ranges from doors, wet units and pods to furniture, which are manufactured at our production facilities in Wismar and in Rostock (Germany) as well as in Kunshan (China). With our own modern product facilities, we are able to offer very flexible according to customers' requirements and wishes. We consider simultaneously the design as well as economic issues, which play a key role in our daily business.

All the high-quality products meet the highest standards and the most stringent international guidelines. They are characterized with the best fire, noise and vibration protection ensuring comfort and safety on board for passengers as well as crew members. We deliver just-in-time to any desired location in the world.

Production facilities

Wismar

In Wismar, we produce furniture according to standard specifications and individual customer requirements. Our excellent design solutions are continuously developed. Thanks to the latest computerized numerical control (CNC) machines, we are also able to meet the most specific requirements in a short turnaround time while maintaining our quality guarantee. Furthermore, together with our suppliers we can offer a range of products, from sophisticated stainless-steel work and superior solid surfaces to creative mirrors, glass features, and high-grade upholstery.

Rostock

In Rostock, which is very close to Wismar, our central warehouse and logistics center is located as well as the facility for final assembly of our furniture manufacture from Wismar.

Kunshan

Further production facility is located in Kunshan, near Shanghai. It is the larger facility, where we manufacture for example wet units, doors, wall and ceiling systems. European standards of quality and international logistic guidelines are strictly observed during the entire manufacturing process. The team is multinational and has long-term experience and knows each important characteristics of products.

Our competences


- Individual customizations and configurations on request
- Complete installation for electrical, air-conditioning and sprinkler systems
- Just-in-time delivery
- Guarantee of quality
- Products at best price-performance ratio
- Assembly line for prefabricated wet units and cabins on site
- Tested and approved structural materials
- Worldwide shipping, assembly and installation on board

Quality management system

- Quality management system in accordance with the international norm ISO 9001
- Quality assurance system are compliant with Maritime Equipment Directive, Modul D
- It consists of incoming inspection per category, in-process quality control and outgoing inspection and release to delivery
- Quality standards are monitored by the multicultural R&M Quality Management Team

Inspection hatches

Type B-0 hatch with frame for ceilings

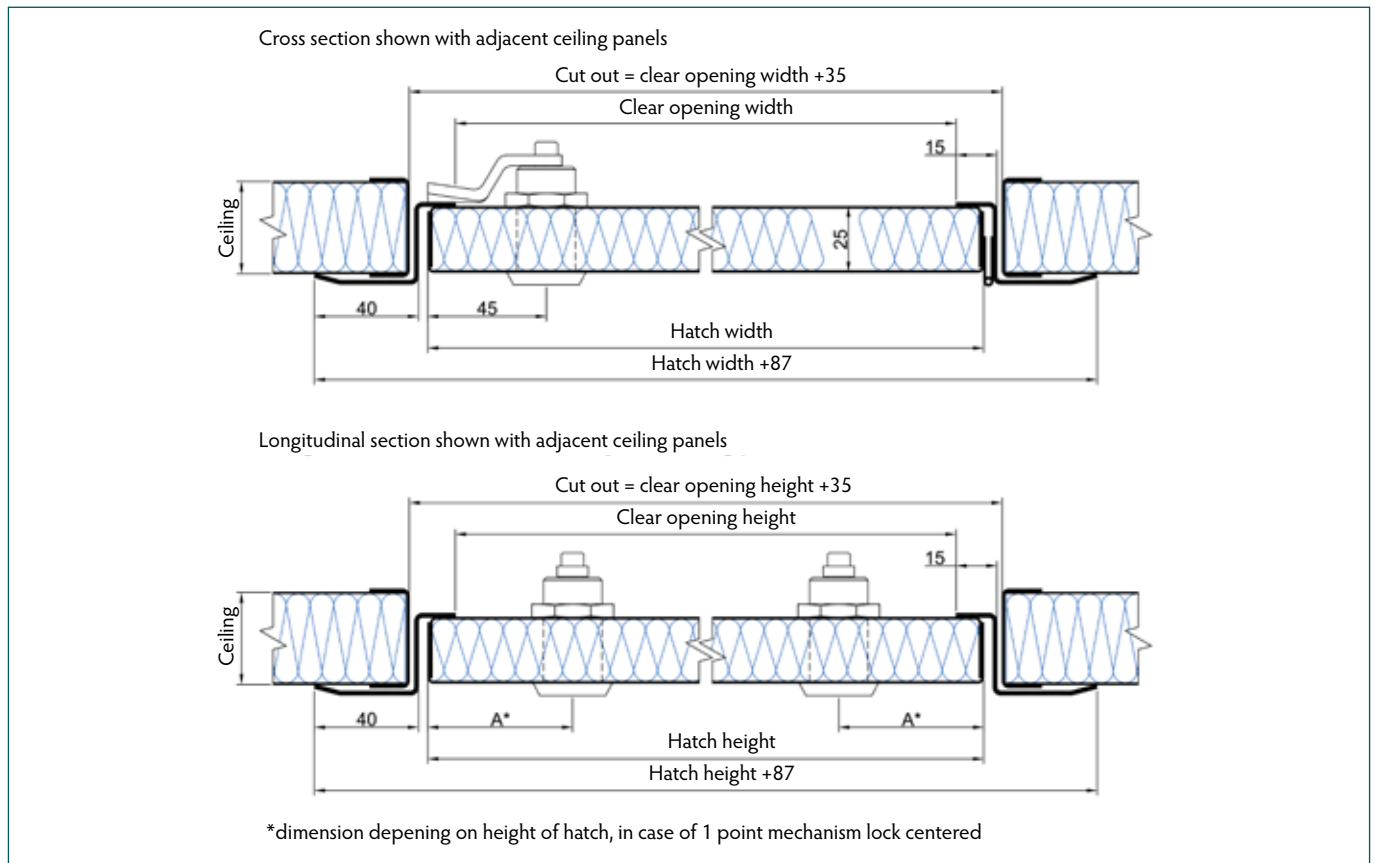


The hatch with frame can be used in B-0 fire rated ceiling systems. Depending on the hatch size a 1 or 2 point closing mechanism is used. The hatch is fastened to the adjacent panels by screwing into the surrounding reinforcement, which stiffens the cut out.

A large variety of surface finishes are available, all of them fitted with a removable protection foil to prevent any damage from occurring during installation. The design of the hatch with frame and all components have been tested and approved according to international standards.

Inspection hatches

Type B-0 hatch with frame for ceilings




Technical data	B-0 hatch with frame for ceilings
Covering layer (visible side)	Steel
Covering layer (back side)	Steel
Fire classification	B-0
Thickness	25 mm
Element width	Clear opening up to 600 mm
Element height	Clear opening up to 800 mm
Closing mechanism	1 point or 2 point closing device *
Weight	~ 11 kg **
Coating	PVC foil varnish coated (others on request)
Certification	MED, USCG

* 1 point closing for clear opening up to 400 x 400 mm, 2 point closing for clear opening larger than 400 x 400 mm

** based upon maximum dimensions

Inspection hatches

Type B-15 hatch with frame for ceilings

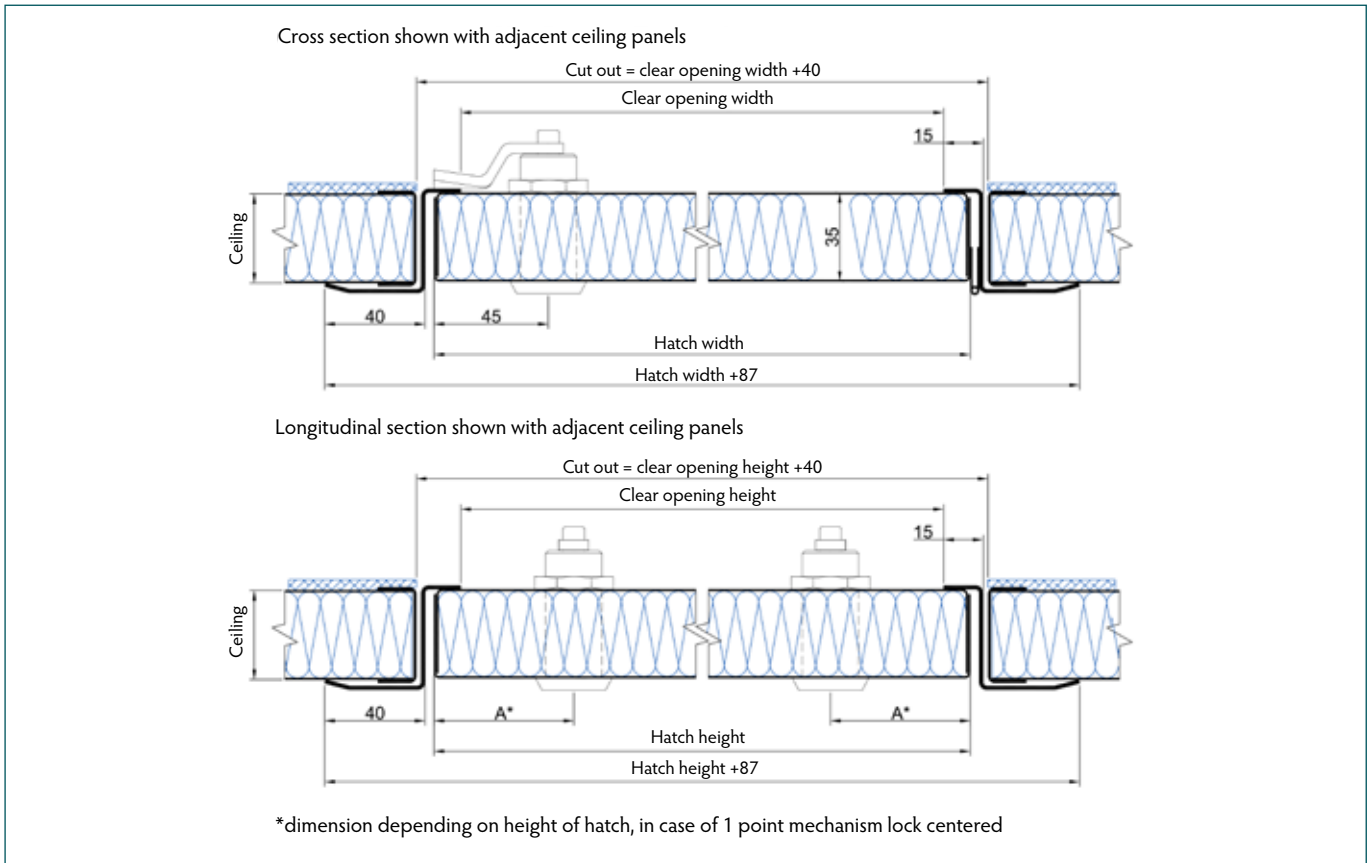


The hatch with frame can be used in B-15 fire rated ceiling systems. Depending on the hatch size a 1 or 2 point closing mechanism is used. The hatch is fastened to the adjacent panels by screwing into the surrounding reinforcement, which stiffens the cut out.

A large variety of surface finishes are available, all of them fitted with a removable protection foil to prevent any damage from occurring during installation. The design of the hatch with frame and all components have been tested and approved according to international standards.

Inspection hatches

Type B-15 hatch with frame for ceilings




Technical data	B-15 hatch with frame for ceilings
Covering layer (visible side)	Steel
Covering layer (back side)	Steel
Fire classification	B-15
Thickness	35 mm
Element width	Clear opening up to 600 mm
Element height	Clear opening up to 800 mm
Closing mechanism	1 point or 2 point closing device *
Weight	~ 13 kg **
Coating	PVC foil varnish coated (others on request)
Certification	MED, USCG

* 1 point closing for clear opening up to 400 x 400 mm, 2 point closing for clear opening larger than 400 x 400 mm

** based upon maximum dimensions

Inspection hatches

Hatch with frame for walls

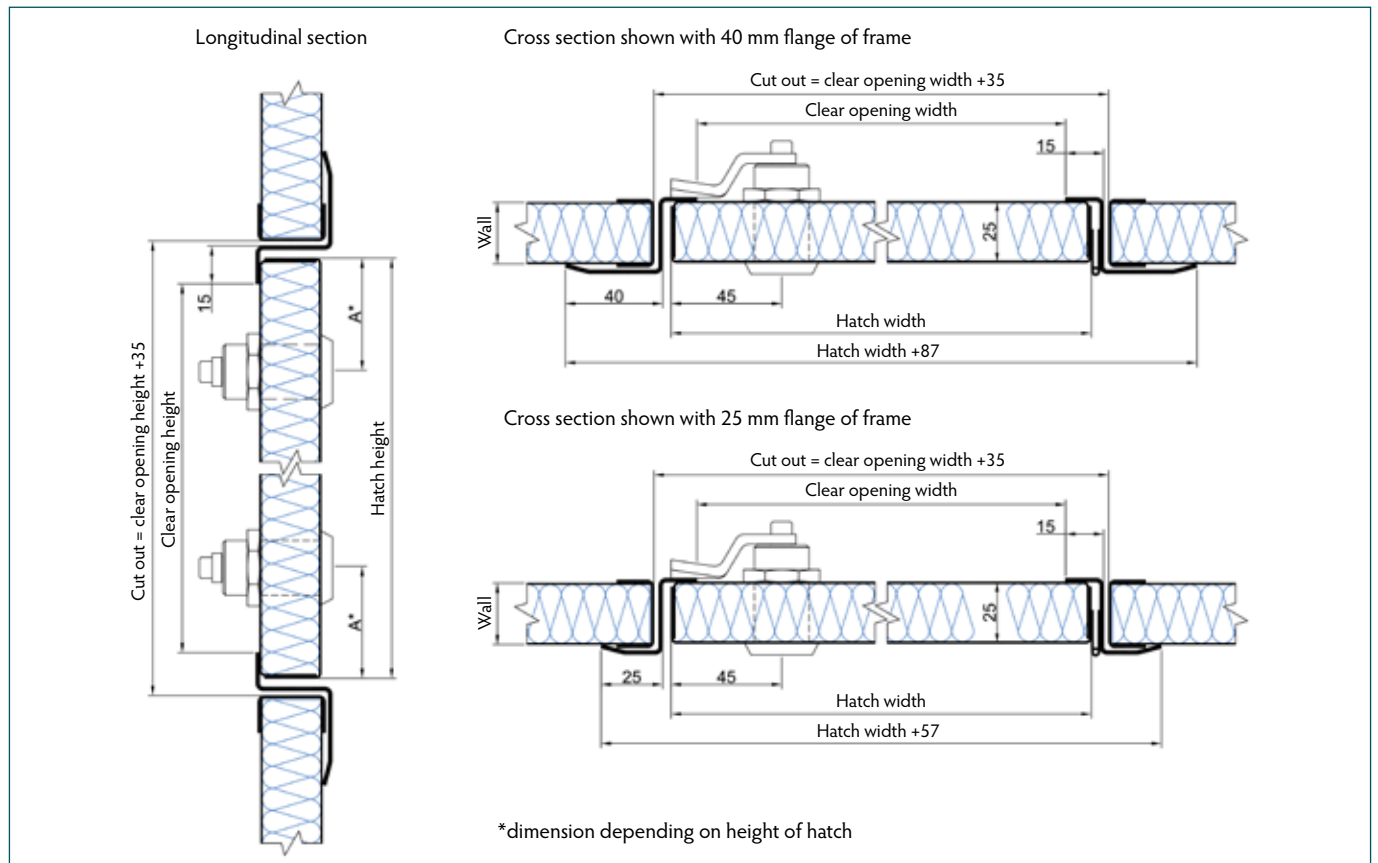


The hatch with frame can be used in B-15 fire rated wall systems. For opening and closing a 2 point mechanism is used. The hatch can be assembled into 25 mm and 50 mm thick wall elements and is fastened to the adjacent panels by screwing into the surrounding reinforcement, which stiffens the cut out. Depending on customer specifications the visible flange of the hatch frame can be reduced from 40 mm to 25 mm.

A large variety of surface finishes are available. All of them fitted with a removable protection foil to prevent any damage from occurring during installation. The design of the hatch with frame and all components have been tested and approved according to international standards.

Inspection hatches

Hatch with frame for walls

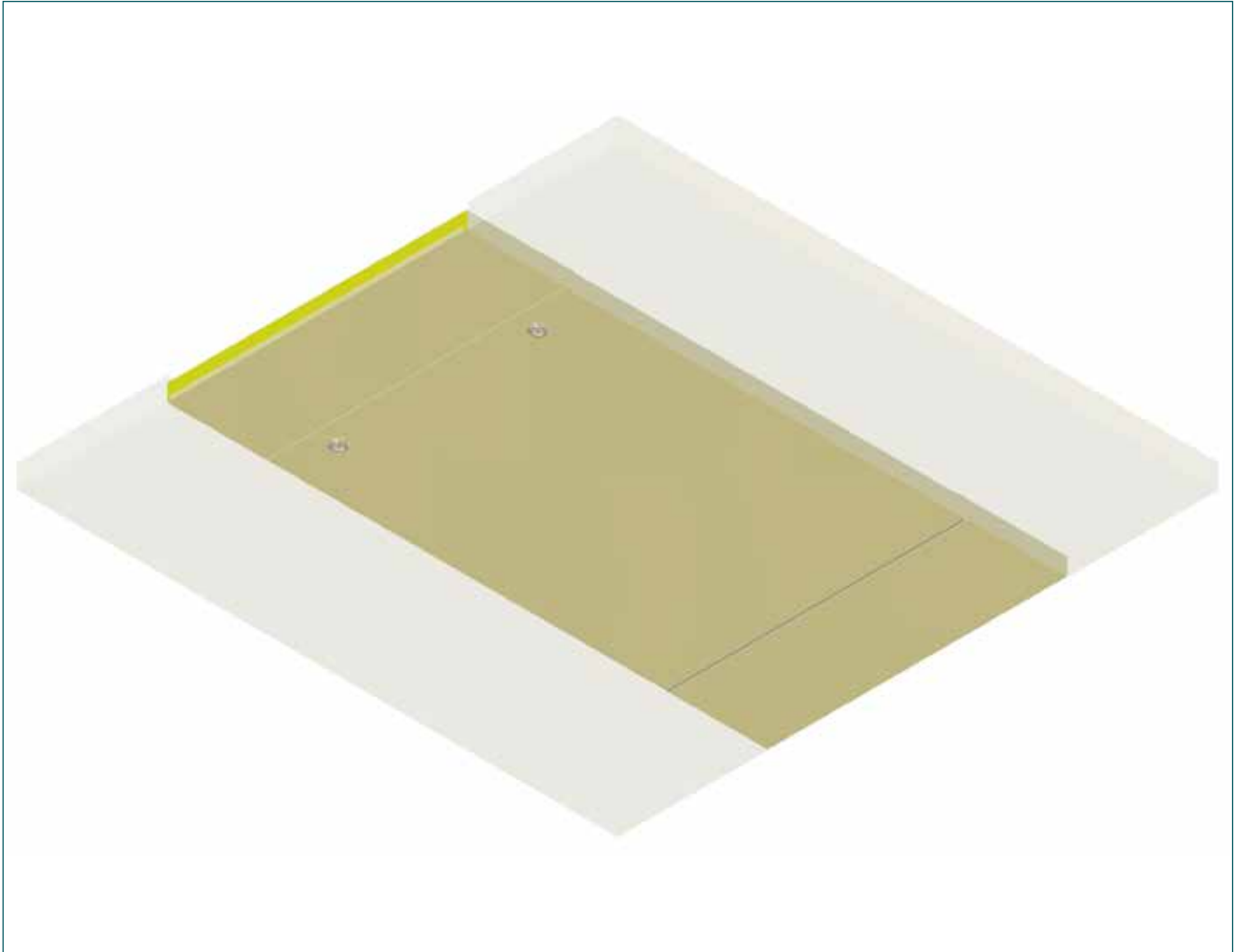


Technical data	Hatch with frame for walls
Covering layer (visible side)	Steel
Covering layer (back side)	Steel
Fire classification	B-15
Thickness	25 mm
Element width	Clear opening up to 680 mm
Element height	Clear opening up to 1,830 mm
Closing mechanism	2 point closing device
Weight	~ 25 kg *
Coating	PVC foil varnish coated (others on request)
Certification	MED, USCG

* based upon maximum dimensions

Inspection hatches

Integrated hatch for ceilings

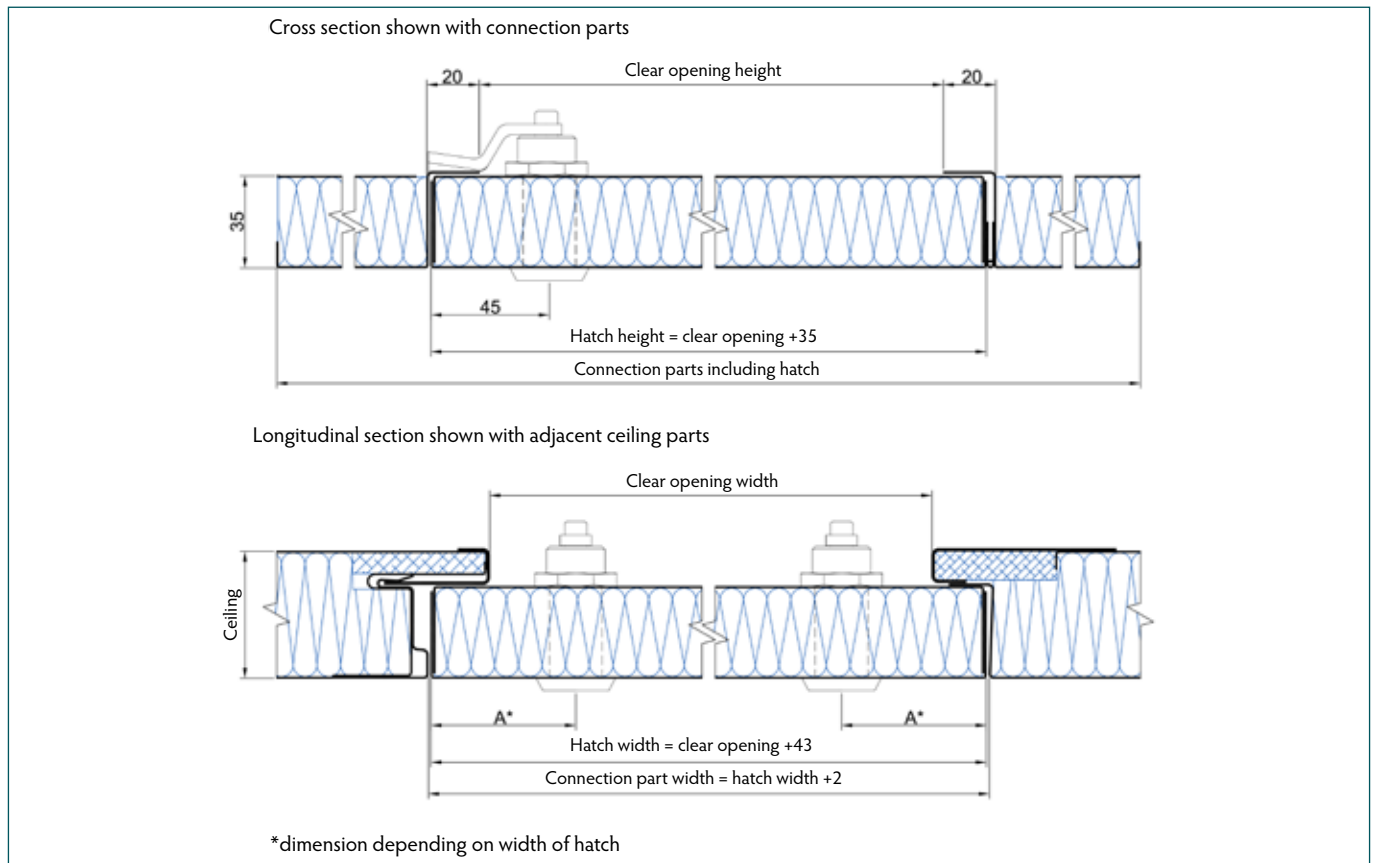


The integrated hatch can be used in B-15 fire rated ceiling systems. For opening and closing a 2 point mechanism is used. The hatch is delivered with the required connecting parts, which guarantee a smooth transition along the adjacent ceiling panels.

A large variety of surface finishes are available. All of them fitted with a removable protection foil to prevent any damage from occurring during installation. The design of the integrated hatch and all components have been tested and approved according to international standards.

Inspection hatches

Integrated hatch for ceilings




Technical data	Integrated hatch for ceilings
Covering layer (visible side)	Steel
Covering layer (back side)	Steel
Fire classification	B-15
Thickness	35 mm
Element width - Hatch	Clear opening up to 555 mm
- Connection parts	up to 600 mm
Element height - Hatch	Clear opening up to 765 mm
- Connection parts	up to 3,000 mm including hatch
Closing mechanism	2 point closing device
Weight	~ 13 kg*
Coating	PVC foil varnish coated (others on request)
Certification	MED, USCG

* based upon maximum dimensions of hatch with connection parts in total height of 1,200 mm

Inspection hatches

Integrated hatch for walls

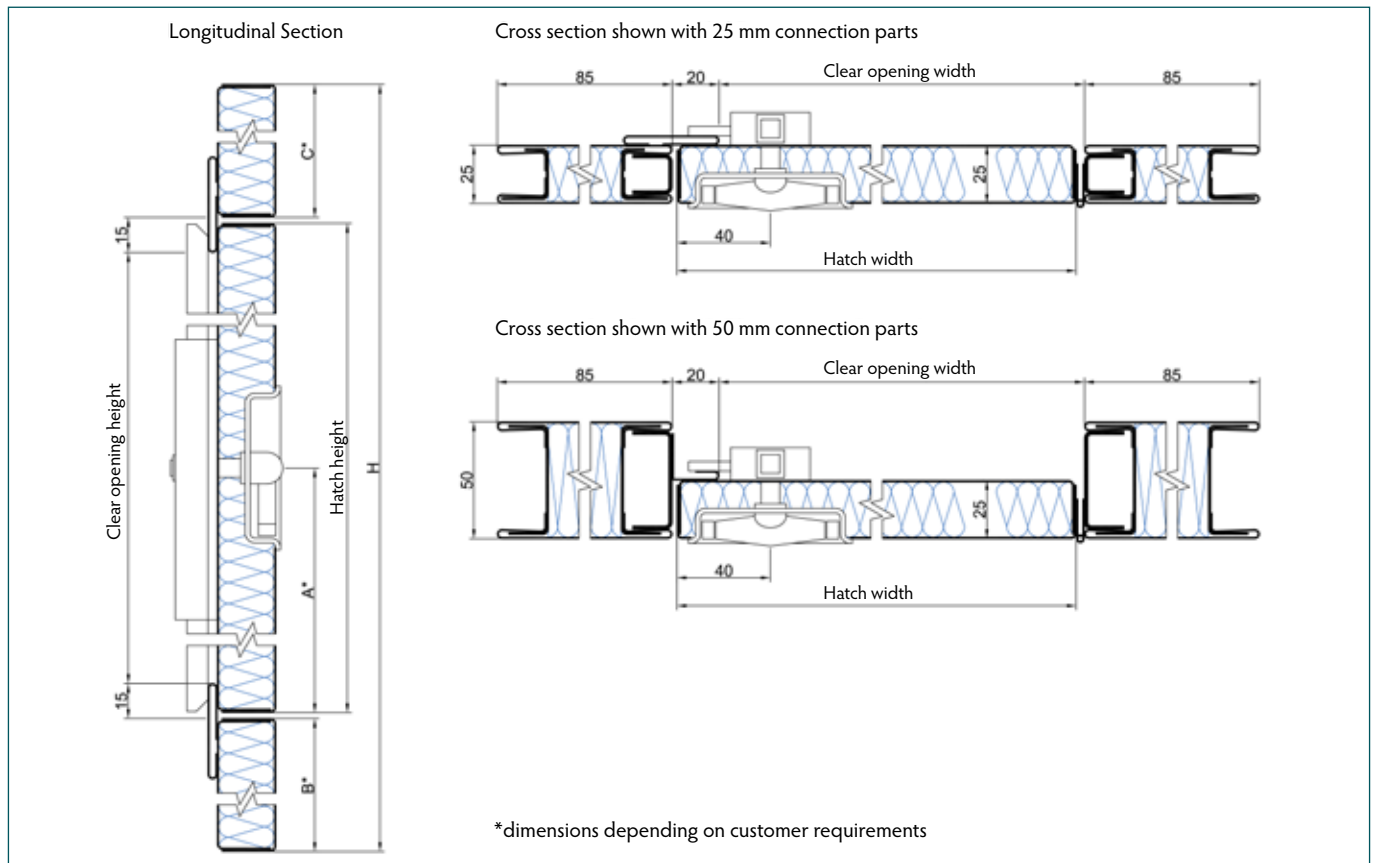


The integrated hatch can be used in B-15 fire rated wall systems. For opening and closing a 3 point mechanism is used. The hatch is delivered with the required surrounding connecting parts and can therefore be fitted into 25 mm and 50 mm thick wall elements, which guarantee a smooth transition along the adjacent wall panels.

A large variety of surface finishes are available. All of them fitted with a removable protection foil to prevent any damage from occurring during installation. The design of the integrated hatch and all components have been tested and approved according to international standards.

Inspection hatches

Integrated hatch for walls



Technical data	Integrated hatch for walls
Covering layer (visible side)	Steel
Covering layer (back side)	Steel
Fire classification	B-15
Thickness	25 mm
Element width	Clear opening up to 685 mm
Element height - Hatch - Wall elements	Clear opening up to 1,825 mm up to 2,475 mm
Closing mechanism	3 point closing device
Weight	~ 33 kg*
Coating	PVC foil varnish coated (others on request)
Certification	MED, USCG

* based upon maximum dimensions of hatch and 25 mm wall elements with a height of 2,200 mm

Contact us

R&M Alvedoor (Kunshan) Co. Ltd.

Building D of Euro-Park,
78 Gucheng Road (M) Kunshan
215 300 Kunshan/P.R. of China
phone +86 512 5518 0328
china@rm-group.com

R&M Ship Technologies GmbH

Werftstraße 4
23966 Wismar/Germany
phone +49 3841 3263-0

Petridamm 11c
18146 Rostock/Germany
phone +49 381 6584-100-0
germany@rm-group.com

Image credit

René Garmider

Important notice

All 2D and 3D drawings in this product catalogue are only illustrations and guidelines. The specifications given in our quotations are valid only.

Publisher

R&M Group

R&M International GmbH
Schellerdamm 22-24 ■ 21079 Hamburg/Germany
www.rm-group.com

Reproduction, in whole or in part, is only permitted with the explicit written consent of the publisher.

Issue RM-2020-1-E